

Umbralisib monotherapy demonstrates efficacy and safety in patients with relapsed/ refractory marginal zone lymphoma: a multicenter, open-label, registration directed phase 2 study

Felipe Samaniego¹, Nathan H. Fowler¹, Wojciech Jurczak², Ewa Lech-Maranda³, Nilanjan Ghosh⁴, Bertrand Anz⁵, Piers Patten⁶, James A. Reeves⁷, Lori A. Leslie⁸, Piotr Smolewski⁹, Julio C. Chavez¹⁰, Paolo Ghia¹¹, Corrado Tarella¹², John M. Burke¹³, Jeff Sharman¹⁴, Kathryn Kolibaba¹⁵, Owen A. O'Connor¹⁶, Chan Y. Cheah¹⁷, Hari P. Miskin¹⁸, Peter Sportelli¹⁸, Michael S. Weiss¹⁸, Pier Luigi Zinzani¹⁹

¹MD Anderson Cancer Center, Houston, TX; ²Jagiellonian University, Kraków, Poland; ³Institute of Hematology and Transfusion Medicine, Warsaw, Poland; ⁴Levine Cancer Institute, Charlotte, NC; ⁵Sarah Cannon Research Institute/Tennessee Oncology, Chattanooga, TN; ⁶King's College Hospital NHS Foundation Trust, London, United Kingdom; ⁷Sarah Cannon Research Institute/Florida Cancer Specialists, Fort Myers, FL; ⁸John Theurer Cancer Center, Hackensack University Medical Center, Hackensack, NJ; ⁹Copernicus Memorial Hospital, Lodz, Poland; ¹⁰H. Lee Moffitt Cancer Center and Research Institute, Tampa, FL; ¹¹Università Vita-Salute San Raffaele and IRCCS Istituto Scientifico San Raffaele, Milan, Italy; ¹²European Institute of Oncology, Milan, Italy; ¹³Rocky Mountain Cancer Centers, US Oncology Research, Aurora, CO; ¹⁴Willamette Valley Cancer Institute, US Oncology Research, Eugene, OR; ¹⁵Compass Oncology, US Oncology Research, Vancouver, WA; ¹⁶Center for Lymphoid Malignancies, Columbia University Medical Center, New York, NY; ¹⁷Sir Charles Gairdner Hospital, Perth, Australia; ¹⁸TG Therapeutics, Inc., New York, NY; ¹⁹Institute of Hematology "Seràgnoli" University of Bologna, Bologna, Italy

Disclosures

- Scientific advisory boards:
 - Celgene
 - Astex Pharma
 - Aptose Biosciences
- Research funding
 - TG Therapeutics, Inc.

Background / Rationale

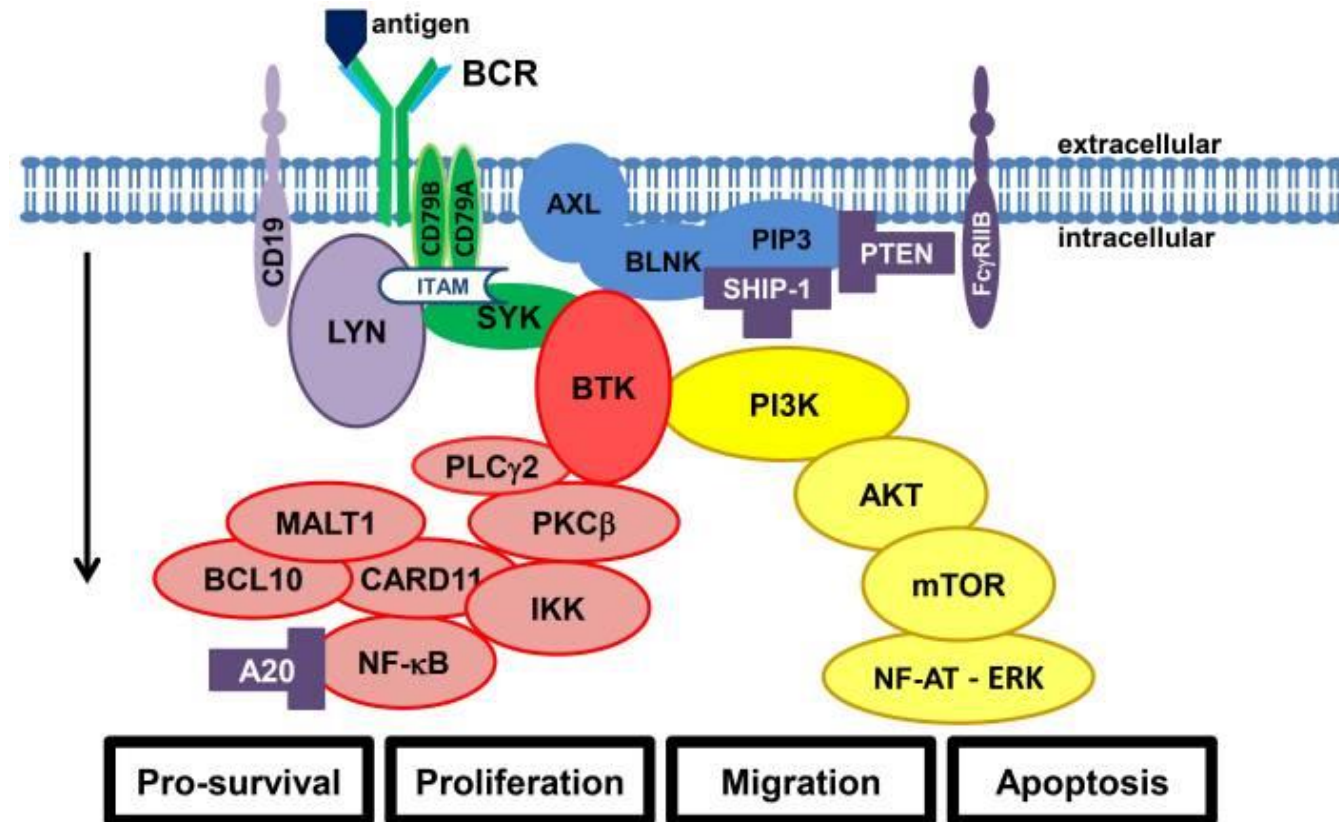
- Marginal Zone Lymphoma (MZL) is an indolent B-cell lymphoma accounting for ~10% of NHL
- Although responses are high to frontline therapy, most patients still relapse following induction
- Therapeutic options are limited for MZL pts who have progressed following anti-CD20-based therapy, and for those who are poor candidates for chemo-based regimens
- Targeting components of the B-cell receptor pathway is effective in the treatment of MZL¹, however novel therapies are needed

¹Noy et al., *Blood* 2017, 129(16), 2224-2232

PI3K Signaling in Marginal Zone Lymphoma

- B cell receptor (BCR) signaling is critical to the development of normal B cells and has been implicated in lymphomagenesis
- PI3K is a downstream intermediary in the BCR pathway essential for BCR-dependent B cell survival
- Recent evidence suggests the PI3K-mTOR pathway is sufficient for driving the pathogenesis of MZL²

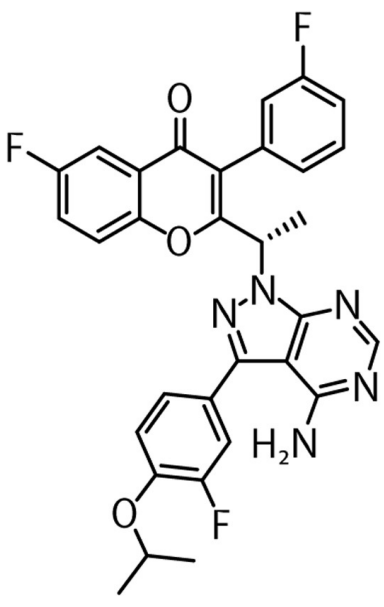
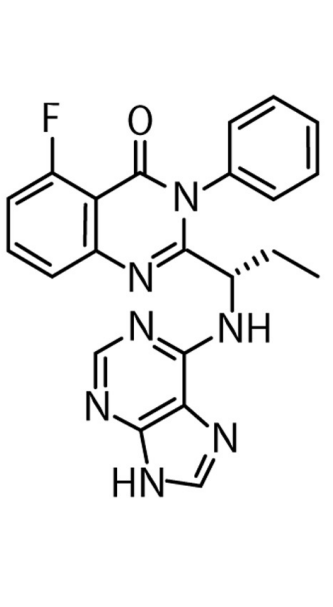
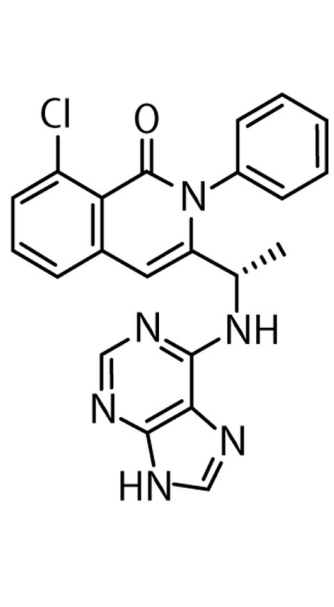
The B cell Receptor (BCR) and its Downstream Pathways¹



¹Niemann et al., Semin Cancer Biol. 2014. ²Sindel et al., Blood. 2018

Umbralisib (TGR-1202)

- Next generation PI3K δ inhibitor, with a unique structure and improved tolerability¹
 - Improved selectivity to PI3K δ isoform
 - Inhibition of CK1 ϵ
 - Potential regulator of Treg count and function
 - Ongoing long-term safety analyses demonstrate low rates of immune-mediated toxicity²
- Oral – once daily administration
- Phase 2/3 dose: 800 mg QD

	Umbralisib	Idelalisib	Duvelisib
			
Isoform	K _d (nM)		
PI3K α	>10 000	600	40
PI3K β	>10 000	19	0.89
PI3K γ	1400	9.1	0.21
PI3K δ	6.2	1.2	0.047
CK1 ϵ	180	>30 000	>30 000

¹Burris et al., Lancet Oncology 2018; ²Daivids et al., EHA 2018

UNITY-NHL Study Design

- UNITY-NHL is an ongoing Phase 2b, multicenter, multi-cohort trial evaluating umbralisib as monotherapy and in multiple combinations in previously treated NHL patients
- The MZL cohort receives single agent umbralisib 800 mg oral QD until disease progression or unacceptable toxicity

Key Inclusion Criteria:

- Marginal Zone Lymphoma (splenic, nodal, or extranodal) requiring treatment
- Relapsed or refractory following treatment with one or more lines of therapy including at least one CD20-directed regimen (either as monotherapy or as chemoimmunotherapy)
- ECOG PS ≤ 2

Primary Endpoint:

- ORR by independent review committee (IRC) by 2007 IWG criteria

Secondary Endpoints:

- Duration of Response (DOR)
- Progression-free Survival (PFS)
- Time to Response (TTR)
- Safety

Demographics

	All Treated Patients (Safety Population)	Interim Efficacy Population*
N	69	42
MZL Subtype, n (%)		
Extranodal	38 (55%)	23 (55%)
Nodal	20 (29%)	12 (29%)
Splenic	11 (16%)	7 (17%)
Median Age, median (range)	67 (34 - 81)	67 (34 - 81)
Female, n (%)	36 (52%)	25 (60%)
Male, n (%)	33 (48%)	17 (40%)
ECOG 0/1/2, n	39/30/0	23/19/0
Prior Therapies, median (range)	2 (1 - 6)	2 (1 - 6)
1 prior line	34 (49%)	19 (45%)
2 or more prior lines	35 (51%)	23 (55%)
rituximab monotherapy only	16 (23%)	7 (17%)
rituximab-based chemoimmunotherapy	50 (72%)	32 (76%)
radiation	5 (7%)	3 (7%)
stem cell transplant	1 (1%)	1 (2%)
lenalidomide	3 (4%)	2 (5%)
ibrutinib	2 (3%)	2 (5%)
Refractory to most recent therapy, n (%)	18 (26%)	8 (19%)
Refractory to prior anti-CD20, n (%)	15 (22%)	6 (14%)
Lactate dehydrogenase (LDH), ≥350 unit/L, n (%)	17 (25%)	12 (29%)

- Enrollment is complete
 - 72 patients enrolled between July 2017 and August 2018
 - 69 patients received therapy
 - 42 patients eligible to be followed for 9+ cycles as of data cutoff

*Interim analysis for efficacy performed on all patients enrolled 9+ months prior to the data cutoff date

Adverse Events Regardless of Causality, All Treated Patients (N=69)

- Umbralisib was well tolerated
- No events of colitis reported
- AE's leading to dose reduction occurred in 6 subjects (9%)
- 10 subjects (14%) discontinued umbralisib due to an AE considered at least possibly related to treatment
- The median duration of exposure to umbralisib was 6.9 months as of data cutoff date
- No deaths occurred on study
- Grade 3 infections were limited, occurring in 3 patients (bronchitis, pneumonia, and influenza)

	Grade 1	Grade 2	Grade 3	Grade 4
Diarrhea	33%	19%	10%	-
Nausea	17%	14%	-	-
Fatigue	19%	9%	3%	-
AST increased	17%	3%	9%	-
ALT increased	6%	9%	9%	1%
Headache	16%	6%	3%	-
Cough	17%	4%	-	-
Decreased appetite	14%	7%	1%	-
Vomiting	12%	9%	-	-
Rash	12%	3%	3%	-
Dysgeusia	14%	3%	-	-
Edema peripheral	12%	4%	-	-
Dizziness	7%	7%	-	-
Neutropenia	1%	-	7%	6%
Insomnia	9%	4%	-	-
Upper respiratory tract infection	1%	12%	-	-
Back pain	6%	3%	3%	-
Hyperuricemia	10%	-	-	-
Pyrexia	6%	4%	-	-

Adverse Events of Interest & Long Term Tolerability

Demographics Patients on Study >6 Cycles

Evaluable for Safety, n	41
Age, median (range)	66 (34 - 80)
Prior Therapies, median (range)	2 (1 - 6)
Duration on Therapy, median (range)	10.1 mo (5.6 - 15.7)

Adverse Events of Interest Occurring After 6 Cycles on Umbralisib

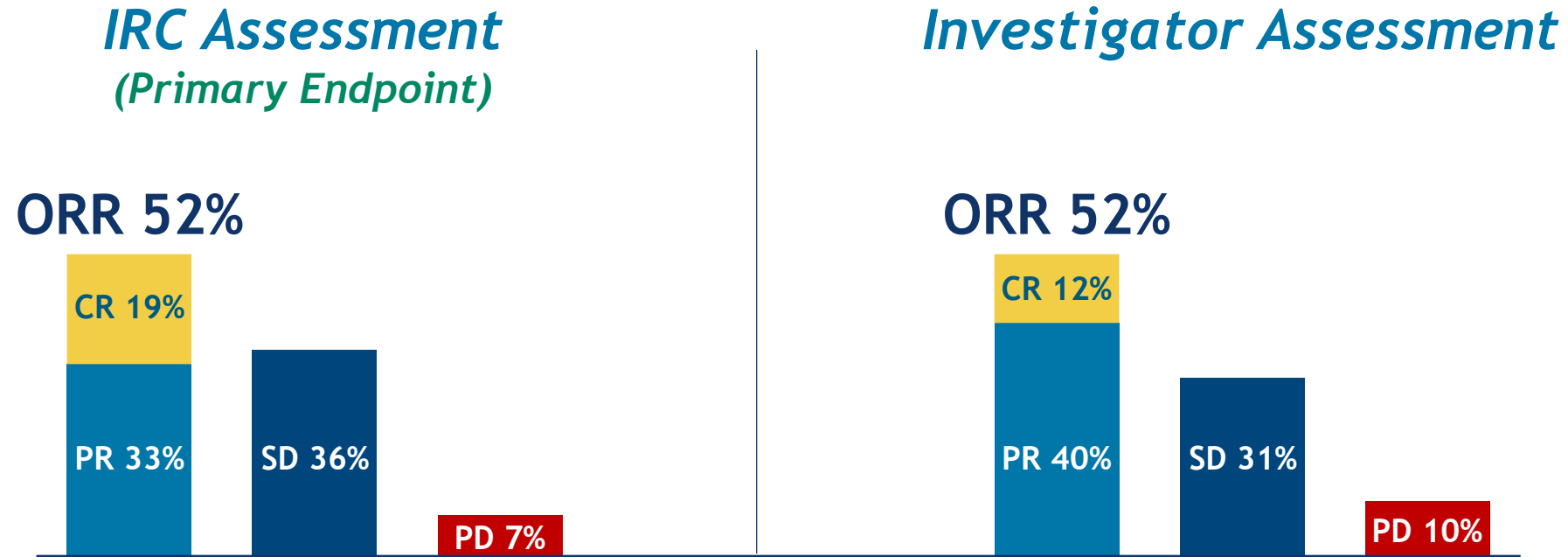
	All Grades		Grade 3/4	
	N	%	N	%
Diarrhea	10	24%	2	5%
ALT increased	1	2%	-	-
AST increased	-	-	-	-
Pneumonitis	1	2%	1	2%
Pneumonia	-	-	-	-

- ALT/AST elevations appeared to be time related, with all but one event occurring within first 6 cycles of therapy
- Grade 3/4 diarrhea did not appear to be time related, occurring both before and after 6 cycles of therapy
 - Both patients with Grade 3 diarrhea after Cycle 6 resolved and remain on study (10.9+ and 11.2+ months)
- No patients discontinued umbralisib after 6 months due to a treatment-related AE

Disposition of Interim Efficacy Population (N=42)

- Median duration of umbralisib exposure was 10.1 months (range, 0.7 – 15.7)
- At a median follow-up of 12.5 months (range 8.3 – 18.5), 55% of patients continue on study treatment
- Primary reasons for discontinuing umbralisib during study were
 - Disease progression (n=10, 24%)
 - Umbralisib related adverse event (n=5, 12%)
 - Not related adverse event (n=2, 5%)
 - Withdrawal of consent (n=1, 2%)
 - Investigator decision (n=1, 2%)

Best Overall Response of Interim Efficacy Population (N=42)

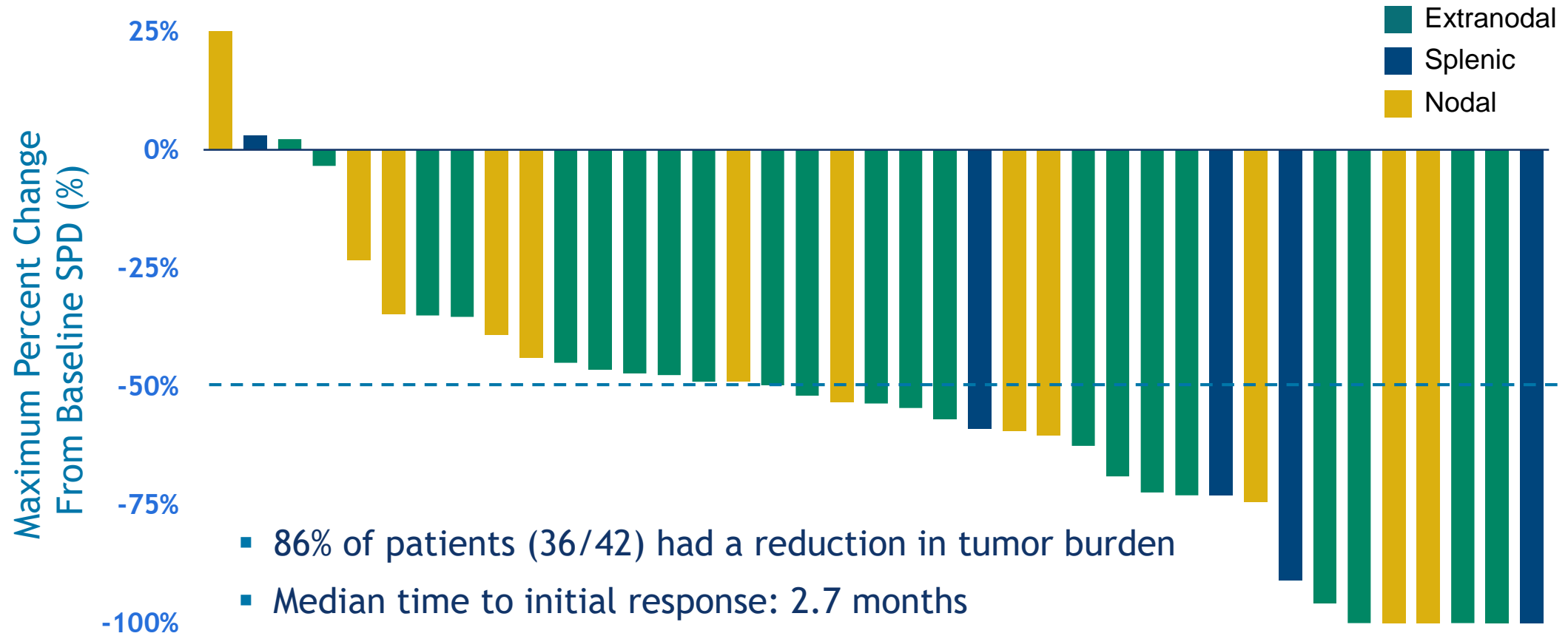


- Clinical benefit rate (PR+CR+SD) was 88% by IRC assessment
- All patients in CR by IRC assessment remain in continued response on study (range 10.1+ – 15.7+ months)
- ORR by IRC was 57%, 42%, and 43% for the 3 MZL subtypes (extranodal, nodal, splenic, respectively)
- ORR by IRC was 53% amongst patients with prior chemo-immunotherapy (n=32), 44% amongst those relapsed after at least 2 prior lines including an anti-CD20 and alkylating agent (n=18), and 38% amongst patients refractory to their last line of therapy (n=8)

2 patients by IRC, and 3 patients by Investigator Assessment were Not Evaluable, and are considered non-responders

IRC = Independent Review Committee; CR = complete response; PR = partial response; SD = stable disease; PD = progressive disease;

Best Percent Change in Target Lesions from Baseline for Interim Efficacy Population

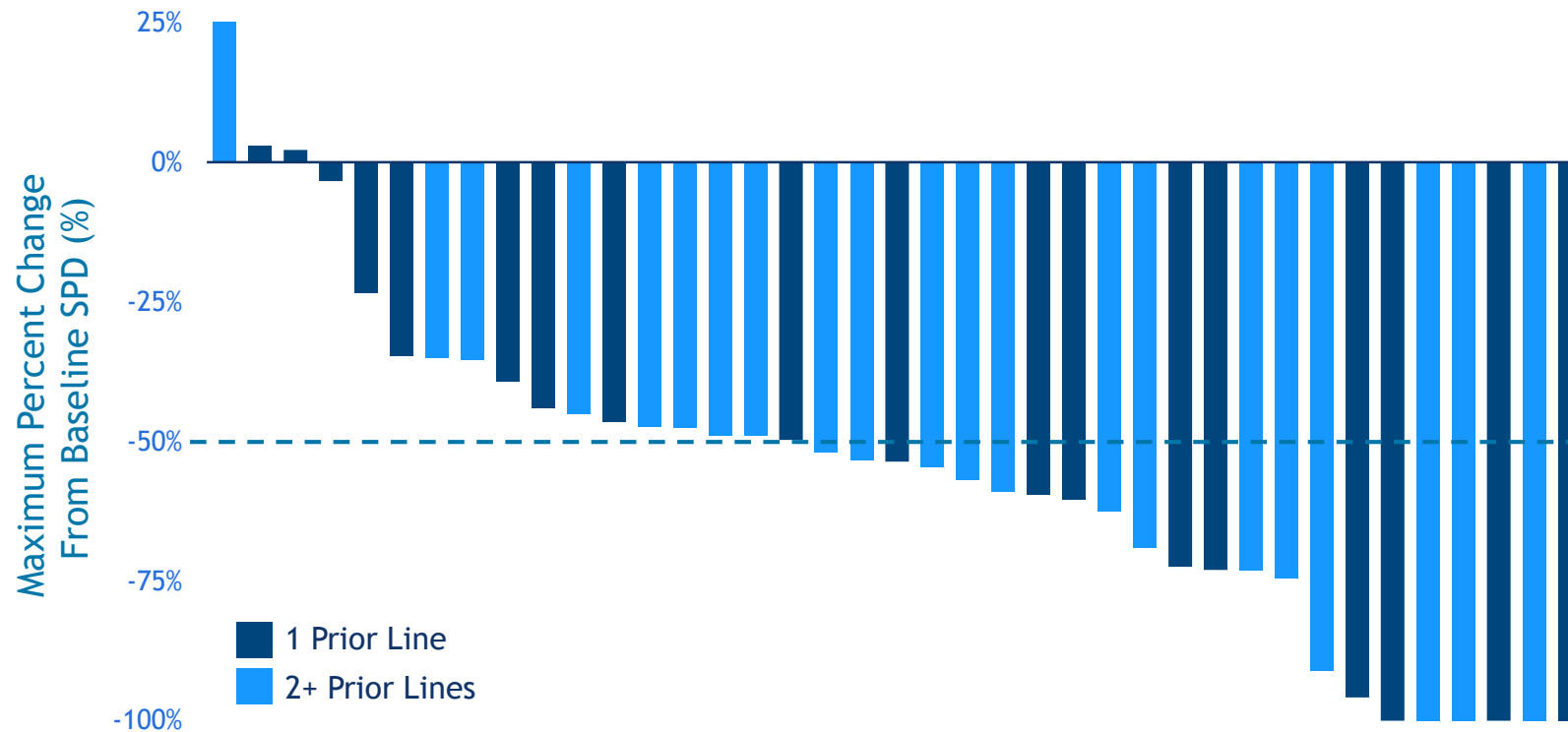


Data based on investigator assessment for 39 subjects; 3 subjects who discontinued treatment prior to first response assessment were not evaluable and were classified as non-responders for ORR.

Investigator-assessed data were used given that IRC assessment included 2 separate sets of SPD data due to readings by 2 radiologists

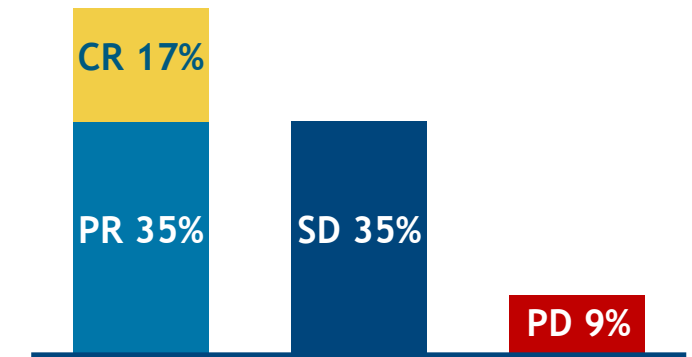
SPD: Sum of the Products of Diameters

Best ORR For Patients with ≥ 2 Prior Lines in Efficacy Population (N=23)



IRC Assessment for ≥ 2 Prior Line Population

ORR 52%



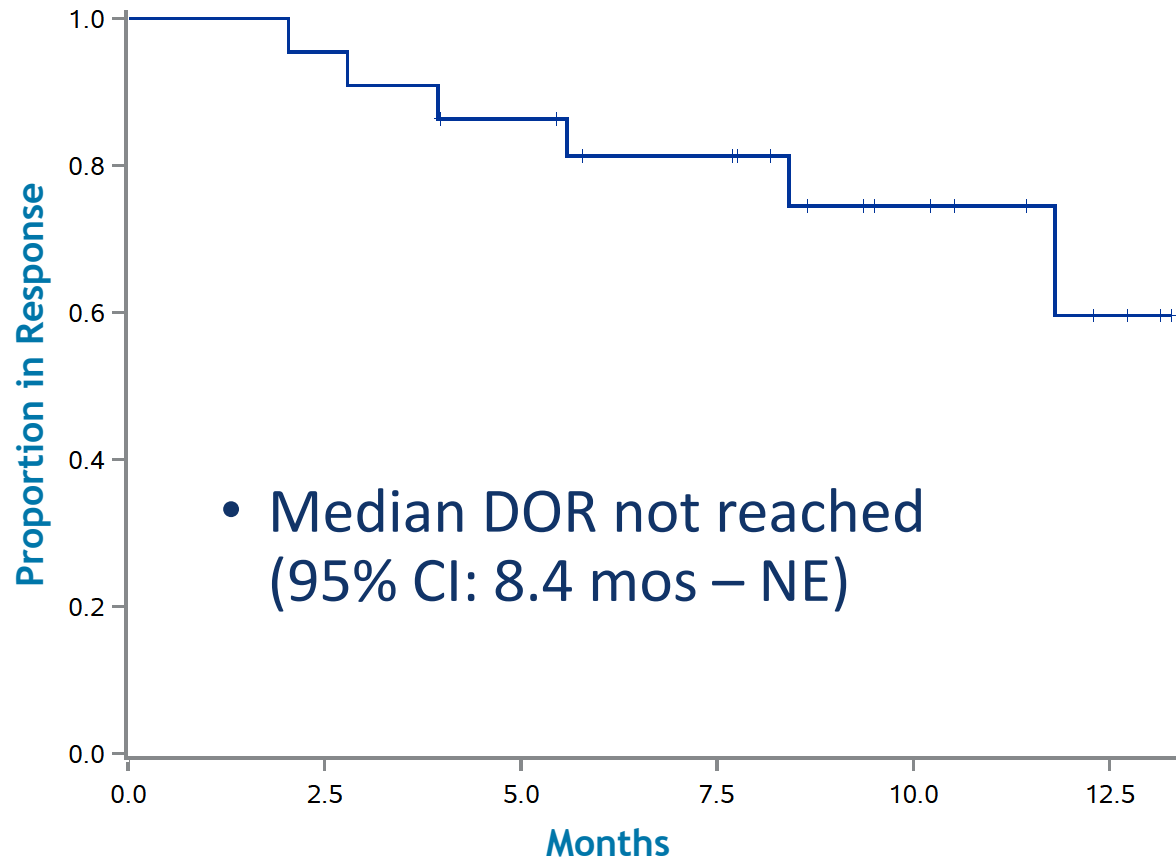
- ORR by IRC assessment was internally consistent among patients with 1 prior line and those with 2 or more prior lines of therapy

1 patient by IRC was Not Evaluable and is considered a non-responder

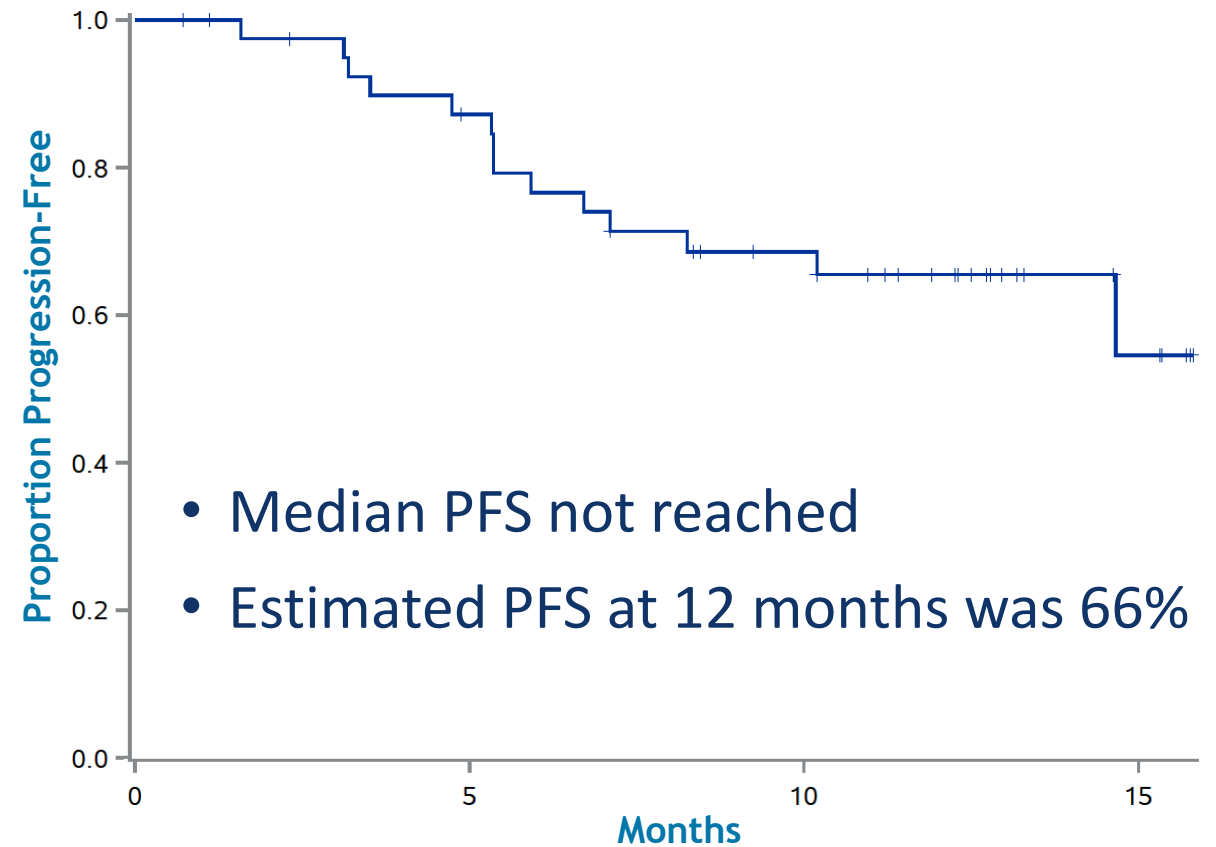
IRC = Independent Review Committee; CR = complete response; PR = partial response; SD = stable disease; PD = progressive disease;

DOR & PFS by Investigator Assessment for Interim Efficacy Population

Duration of Response (N=22)



Progression-Free Survival (N=42)



Conclusions

- The oral inhibitor of PI3K δ , umbralisib, is highly active as a single agent with tolerable side effects in relapsed or refractory marginal zone lymphoma.
- Single agent dosing was active across subtypes, as well as in patients with extensive prior therapy.
- Durable responses were observed, and toxicity did not appear to worsen with prolonged exposure.
- Patients continue to be followed for mature overall response, duration, and toxicity analysis.
- Phase III studies are planned in marginal zone lymphoma and other indolent NHL subtypes.

Acknowledgements

- Thank you to the patients and their families for their participation
- Thank you to the investigators, nurses, and study coordinators
- This study was sponsored by TG Therapeutics, Inc.